

Welcome Back to SCBC!!

With a grateful heart and cautious team efforts, SCBC is following a progressive schedule for reopening.

Both in person and live stream worship will continue to operate for all languages.

Preparation:

Please have the following ready before your return.

Pre-registration:



Pre-register with the Church Centre app on your smartphone. Alternatively, registration is also available through the SCBC office 647-947-9308 (M-F, 930 – 1730).

Health Self Assessment Form:



You will also need to complete a health self-assessment form, one per attendee, on the morning before Sunday service. A digital copy of the form is available here.

A paper copy is also available. Please print and complete ahead of time on Sunday morning: https://www.scbc.com/doc/SurveyScreeningPoster_EM.pdf

Face Masks:

All attendees are also required to wear face masks while inside the SCBC building.

Sunday Check In

Please enter through the East entrance no earlier than 45 minutes before your service.



Express Self Check-in


Step 1: Temperature Screening



Step 2: Hand Sanitization



Step 3: Contactless Check-in



0/1 Checked Out

Step 4: Submit Electronic Self-Assessment Form




Regular Check-in


For registrants without Church Center App, ushers will be available to assist. You will still need a completed electronic or paper health assessment form to check-in.

After Temperature Screening and Hand Sanitization,

A: Lining up for Check-in



C: Hand in Paper Assessment Form



B: Check-in Station



AA docs.google.com

Health Self Assessment Form

自我健康評估表

Total points: 30/30

Before entering the church, please answer the following questions.
在進入教會之前，請先回答以下問題。

Name 姓名: *

Testing

Date and Time 日期/時間: *

Tue Aug 04 2020 15:02:39 GMT-



Scarborough Chinese Baptist Church
士嘉堡華人浸信會

3223 Kennedy Road
Scarborough, ON
M1V 4Y1
(416) 297-8011
info@scbc.com

FINAL STEP

Hand Sanitizer Check Out Counter

Please show the completed electronic or paper form to the ushers. One form PER PERSON

Blank COVID Forms + Hand sanitizers



STEP 3



SELF Check-in Kiosk



Complete the Self Check-in Scan with the App. Check for completion and ask for assistance if needed.

SELF Check-in Kiosk



If you've the COVID form (electronic or paper) ready, please proceed to the check out.

If you don't have any form, please proceed to Step 3 to complete the paper form OR scan the QR code to complete the electronic form BEFORE proceeding to the FINAL step. Please note that one form per person is needed including electronic form

STEP 2 WITH APP

SELF Check-in Kiosk



電話 App 自助快速 簽到
Express Self Check-In with App

Temp Screener, hand sanitizer

STEP 1

Hand Sanitizers
Tablet
Hand Sanitizers
Tablet

NON APP registration include phone # registration or on site registration.

Please complete the paper COVID form and proceed to check out

STEP 2 NO APP

OR complete the electronic form with the QR code and proceed to check out

協助簽到(電話/網站/人手登記)

Regular Check-In without App



1/ Check-In Process
完成簽到程序

2/ Health Screening process
遞交自我健康評估問卷